



# Filing the FAFSA

## 2019-20



# FAFSA TIPS

The background features a light blue and white color scheme with abstract geometric shapes. On the left, there are several overlapping diagonal bands in shades of light blue. On the right, there are two interlocking gears of different sizes, rendered in a light blue color. Dotted lines form various paths: a curved arrow pointing downwards and to the right, a figure-eight shape, and a curved line ending in a small dot.


# When completing the FAFSA

- **FSA ID username and password for the student and one parent**
- **Student and parent sections - Don't mix answers**
- **Ensure SSN accuracy**
- **Use 2017 federal income tax and W2s for reference.**
- **Use the IRS Data Retrieval Tool if possible**
- **Remember to complete the PA State Grant form from the confirmation page**
- **Don't delay – know your school deadlines and meet them**

# Documents needed to complete the FAFSA

- Applicants may need the following items:
  - » Social security numbers
  - » Drivers license for student (optional)
  - » Federal income tax returns (1040, 1040A or 1040EZ)
  - » W-2 forms from all employers
  - » Current bank statements (checking and savings)
  - » Current business and farm records
  - » Records of any stocks, bonds and other investments, including 529 accounts
  - » Additional untaxed income tax records such as: Veteran's non educational benefits, child support paid/received and workers compensation
  - » Alien registration or permanent resident card (if not a US citizen)
  - » \*\*These are also listed on the FAFSA Tipsheet and in the Student Aid Guide.

**FSA ID**



# FSA ID Username and Password

- Get your FSA ID usernames and passwords **PRIOR** to sitting down to complete the FAFSA
- The student and one parent needs an FSA ID
- Do NOT lose it; write it down and store in a safe place (write down the challenge question answers, too)
- Do NOT share it with anyone
- You will need your FSA ID every year you file a FAFSA and to log in to sign loan paperwork



The background features a light blue and white color scheme with abstract geometric shapes and gear-like patterns. A large gear is partially visible on the left, and two smaller gears are on the right. Dotted lines and curved arrows suggest a process or flow. The text is centered in a bold, dark blue font.

# FILING THE FAFSA

# FAFSA.gov

Federal Student Aid | FAFSA.gov  
An OFFICE of the U.S. DEPARTMENT of EDUCATION

English | Español

Search FAFSA Help



## Need money for college?

Complete the FAFSA® (*Free Application for Federal Student Aid*) form to apply for financial aid for college, career school, or graduate school.

### NEW TO FAFSA.GOV?

Submitting the FAFSA form is quick, and most importantly, it's FREE. Get started today.

START HERE >

### RETURNING USER?

- Make a correction
- Add a school
- View your *Student Aid Report (SAR)*

LOG IN >

Apply after October 1  
(of senior year in HS)

It's the student's  
application (parent  
sections)

2019-20 FAFSA will  
use 2017 tax  
information



# Are you the student or parent?

Home Help

## Login

Log in to the FAFSA

Only students may use their FSA ID to log in. Parents and others can start a FAFSA for a student by entering the student's identifiers. Parents and others can also work on a FAFSA form or correction the student started using the **Save Key** that the student made. [Help for parents.](#)

Form Approved  
OMB No. 1845-0001  
App. Exp. 12/31/2019.

I am the student

OR

I am a parent, preparer, or student from a Freely Associated State

NEXT

Site Last Updated: Sunday, July 22, 2018

Download [Adobe Reader](#)

©2010 fafsa.gov. All rights reserved.

Click a button



## Login

### Log in to the FAFSA

Only students may use their FSA ID to log in. Parents and others can start a FAFSA for a student by entering the student's identifiers. Parents and others can also work on a FAFSA form or correction the student started using the **Save Key** that the student made. [Help for parents.](#)

Form Approved  
OMB No. 1845-0001  
App. Exp. 12/31/2019.

I am the student

OR

I am a parent, preparer, or student from a Freely Associated State

Do not log in with the FSA ID if you are not the student.

Don't have an FSA ID? [Create one](#) or login using the [student's identifiers](#).

The student's FSA ID Username or Verified E-mail Address ?

[Forgot Username](#)

The student's FSA ID Password ?

[Forgot Password](#)

NEXT 

Enter students  
FSA ID  
username and  
password.

Click Next.

## Disclaimer

### Disclaimer

This is a U.S. Federal Government computer system intended to be solely accessed by individual users expressly authorized to access the system by the U.S. Department of Education. For security purposes and to ensure that the system remains available to all expressly authorized users, the U.S. Department of Education monitors the system to identify unauthorized users. Anyone using this system expressly consents to such monitoring. Except as expressly authorized by the U.S. Department of Education, unauthorized attempts to access, obtain, upload, modify, change, and/or delete information on this system are strictly prohibited and are subject to criminal prosecution under 18 U.S.C § 1030, and other applicable statutes, which may result in fines and imprisonment. For purposes of this system, unauthorized access includes, but is not limited to:

- Any access by an employee or agent of a commercial entity, or other third party, who is not the individual user, for purposes of commercial advantage or private financial gain (regardless of whether the commercial entity or third party is providing a service to an authorized user of the system); and
- Any access in furtherance of any criminal or tortious act in violation of the Constitution or laws of the United States or any State.

If system monitoring reveals information indicating possible criminal activity, such evidence may be provided to law enforcement personnel.

[DECLINE](#)[ACCEPT](#)

Read the disclaimer that you're not using the site to commit a crime or have ill intentions.

Click Accept.

Select the appropriate year (when will the student be attending school)

For seniors who graduate in 2019, they should complete the 2019-2020 FAFSA.

Home Logout Help

## Get Started

Welcome, John Lastname!

**Fill out your FAFSA form!**  
To receive federal student financial aid, you need to fill out a FAFSA every school year. Let's get started.

**START 2018-2019 FAFSA**

FSA ID Last Time, Date FSA ID Used: 2:22, 07/27/2018

FSA ID Status:  
[User Account Management](#)  
You can use your FSA ID to sign your FAFSA electronically or make corrections to your FAFSA.

Create a Save Key.

This can be anything – remember it so you can get back into the application.

i.e. the family dog's name, your favorite color, etc.

Home Help

## Start Student's 2018-2019 FAFSA

**STUDENT INFORMATION**

Form Approved  
OMB No. 1845-0001  
App. Exp. 12/31/2019.

**Create a Save Key.**  
The Save Key is for temporary use for you or your parent to return and complete this specific FAFSA.

Create a Save Key ?

Re-enter Save Key ?

MY FAFSA → NEXT →

Site Last Updated: Sunday, July 22, 2018 [Download Adobe Reader](#)

©2010 fafsa.gov. All rights reserved.

Exit

Clear All Data

View FAFSA Summary

Save

Help

## Introduction – 2018-2019 FAFSA

### STUDENT INFORMATION

[Expand All](#)

> How can I get help completing my FAFSA?

> How many steps does it take to complete?

> How long will it take to complete?

> Can I save my FAFSA if I can't finish it?

> Documents needed to complete the FAFSA

> Signing the FAFSA

> *FAFSA on the Web* Security and Privacy

NEXT

Review Help  
Information as  
needed.

Click Next.

The black bar lets you save or exit the application. The navigation bar tells you where you are in the application.

Review student demographic information. Add middle initial.

Click next.

Use the Previous and Next buttons within the application.

Exit Clear All Data View FAFSA Summary Save Help

### Personal Information for Student

Student Demographics School Selection Dependency Status Parent Demographics Financial Information Sign & Submit Confirmation

#### STUDENT INFORMATION

**i** Because the FAFSA belongs to the student, "you" and "your" always (unless otherwise noted) refer to the student.

Your last name ?  
Lastname

Your first name ?  
Susan

Your middle initial ?  
J

Your Social Security Number  
966-08-3011

Your date of birth ?  
11/02/1982

PREVIOUS NEXT

## Student Address and E-mail

Student  
Demographics

School Selection

Dependency Status

Parent  
DemographicsFinancial  
Information

Sign &amp; Submit

Confirmation

## STUDENT INFORMATION

Your permanent mailing address (include apt. number) ?

1122 STRAIGHT STREET

Your city (and country if not U.S.) ?

LEESBURG

Your state ?

Maryland

Your ZIP code ?

20705

Your e-mail address ?

newuser@fafsademo.com

Re-enter your e-mail address ?

newuser@fafsademo.com

PREVIOUS

NEXT

Confirm the student's mailing address and email address.

Click next.



Confirm residency – Has the student lived in PA for at least 5 years?

Click next.

Exit Clear All Data View FAFSA Summary Save Help

## Student Residency

Student Demographics School Selection Dependency Status Parent Demographics Financial Information Sign & Submit Confirmation

### STUDENT INFORMATION

Have you lived in Maryland for at least 5 years?

Yes  No

PREVIOUS NEXT

Site Last Updated: Sunday, July 22, 2018 [Download Adobe Reader](#)

©2010 fafsa.gov. All rights reserved.

Answer the gender question (gender at birth).

Enter telephone number and student's DL number (optional).

Click next.

Exit Clear All Data View FAFSA Summary Save Help

### Student Phone and Driver's License

Student Demographics School Selection Dependency Status Parent Demographics Financial Information Sign & Submit Confirmation

#### STUDENT INFORMATION

Are you male or female? ?  
 Male  Female

Your telephone number ?

Your driver's license number (if you have one) ?

Your driver's license state ?

PREVIOUS NEXT

Confirm the marital status of the student.

Click next.

Exit Clear All Data View FAFSA Summary Save Help

## Student Marital Status

Student Demographics School Selection Dependency Status Parent Demographics Financial Information Sign & Submit Confirmation

### STUDENT INFORMATION

What is your marital status as of today?

I am single

PREVIOUS NEXT

Site Last Updated: Sunday, July 22, 2016 [Download Adobe Reader](#)

©2010 fafsa.gov. All rights reserved.

Exit

Clear All Data

View FAFSA Summary

Save

Help

## Student Eligibility

Student Demographics

School Selection

Dependency Status

Parent Demographics

Financial Information

Sign & Submit

Confirmation

### STUDENT INFORMATION

Are you a U.S. citizen?

Select

PREVIOUS

NEXT

List the student's citizenship (US citizen, Eligible non-citizen or not a citizen or eligible non-citizen).

Click next.

Exit Clear All Data View FAFSA Summary Save Help

## Student Eligibility

Student Demographics School Selection Dependency Status Parent Demographics Financial Information Sign & Submit Confirmation

### STUDENT INFORMATION

Are you a U.S. citizen? ?

Yes, I am a U.S. citizen (or U.S. national) ▼

**i** Most male citizens and male immigrants must register with the Selective Service System to receive federal student aid.

Are you registered with the Selective Service System? ?

Yes  No

Do you want us to register you with the Selective Service System? ?

Yes  No

PREVIOUS NEXT

Male students will get the Selective Service questions.

All males who are US citizens are required to register with SS when they turn 18.  
([www.sss.gov](http://www.sss.gov))

Click next.

Confirm HS completion status

What will be student's college grade level?

What degree will student be working on?

Will the student have a BA degree?

Click next.

Exit Clear All Data View FAFSA Summary Save Help

### Student Education

Student Demographics School Selection Dependency Status Parent Demographics Financial Information Sign & Submit Confirmation

#### STUDENT INFORMATION

What will your high school completion status be when you begin college in the 2018-2019 school year? ?

High school diploma ▼

What will your college grade level be when you begin the 2018-2019 school year? ?

Never attended college/1st yr. ▼

What degree or certificate will you be working on when you begin the 2018-2019 school year? ?

1st bachelor's degree ▼

Will you have your first bachelor's degree before you begin the 2018-2019 school year? ?

Yes  No

PREVIOUS NEXT

Answer "yes" to the work study question.

Note Parent 1 and Parent 2 on application

Click next.

Exit Clear All Data View FAFSA Summary Save Help

### Student and Parent Education Completion

Student Demographics School Selection Dependency Status Parent Demographics Financial Information Sign & Submit Confirmation

#### STUDENT INFORMATION

Are you interested in being considered for work-study?  
 Yes  No  Don't know

Are you a foster youth or were you at any time in the foster care system?  
 Yes  No

Highest school completed by Parent 1  
High School

Highest school completed by Parent 2  
High School

PREVIOUS NEXT

Must list and confirm student's high school.

List the school and click search.

Exit Clear All Data View FAFSA Summary Save Help

### Search for High School

Student Demographics **School Selection** Dependency Status Parent Demographics Financial Information Sign & Submit Confirmation

**STUDENT INFORMATION**

Application was successfully saved.

Because the FAFSA belongs to the student, "you" and "your" always (unless otherwise noted) refer to the student.

Enter the name, city, and state of your high school, then click **Search**.

What is the name of your high school?  
Homer Center High School

In what city is your high school located?  
Homer City

In what state is your high school located?  
Pennsylvania

PREVIOUS NEXT **SEARCH**



## High School Search Results

Student  
Demographics

School Selection

Dependency Status

Parent  
Demographics

Financial  
Information

Sign & Submit

Confirmation

### STUDENT INFORMATION

**i** We found 1 result that meets your criteria. If the high school listed is correct, click the **Select** link to add it to your application.

If your high school is not listed, click **Next** to continue and make sure the high school name, city and state have all been entered correctly.

Search Results: 1 to 1 of 1.

**SELECT** School Name: Homer-center Jshs  
City: Homer City

<<< << 1 >> >>>

NEW SEARCH 

**NEXT** 

Click Select and then Next.

# Search for High School

Student Demographics

School Selection

Dependency Status

Parent Demographics

Information

Sign & Submit

Confirmation

## STUDENT INFORMATION

Application was successfully saved.

The high school you selected was added to your application. Click **Next** to continue.

Because the FAFSA belongs to the student, "you" and "your" always (unless otherwise noted) refer to the student.

Enter the name, city, and state of your high school, then click **Search**.

What is the name of your high school?

HOMER-CENTER JSHS

In what city is your high school located?

HOMER CITY

In what state is your high school located?

Pennsylvania

SEARCH

PREVIOUS

NEXT

Demographics

STUDENT INFORMATION

**i** John, based on the information you provided, we have determined that you may be eligible for student aid. Continue through the application for us to determine how much aid you may receive.

**i** Here's where you'll search for the colleges to which you'd like to send your FAFSA. You can add up to 10 colleges at a time to your FAFSA. If you're applying to more than one college, see [these instructions](#).

Make sure you add ALL colleges you're interested in, even if you haven't applied to yet.

**i** Complete the fields below to search for a college to add to your list.

Do you know the college's [Federal School Code](#)?  
 Yes  No

State  
Pennsylvania

City (optional)

School Name (optional)  
Pennsylvania State University

SEARCH TIPS **i**

Select colleges to list on application.

May list up to 10 schools.

List the one you're most likely to attend first.

Search by name or by school code.

Exit Clear All Data View FAFSA Summary Save

Search for Colleges

Student Demographics School Selection Dependency Status Parent Demographics Financial Information Sign & Submit

STUDENT INFORMATION

**i** John, based on the information you provided, we have determined that you may be eligible for student aid. Continue through the application for us to determine how much aid you may receive.

**i** Here's where you'll search for the colleges to which you'd like to send your FAFSA. You can add up to 10 colleges at a time to your FAFSA. If you're applying to more than one college, see [these instructions](#).

Make sure you add ALL colleges you're interested in, even if you haven't applied to yet.

**i** Enter the college's school code and click Search.

Do you know the college's [Federal School Code](#)?  
 Yes  No

Federal School Code  
003357

PREV

## Selected Colleges and Housing Plans

Student  
Demographics

School Selection

Dependency Status

Parent  
DemographicsFinancial  
Information

Sign &amp; Submit

Confirmation

## STUDENT INFORMATION



You may change the positioning of any school in this list. To do so, click the icon to the left of the school name and then use the buttons displayed to change the position of the selected school. The **UP** and **DOWN** buttons will move the school one position up, or one position down. The **REMOVE** button will delete the school from your list.

For federal student aid purposes, it does not matter in what order you list your selected schools. However, the order in which you list schools may affect your eligibility for state aid. Find more information on your state's preferences for listing schools [here](#).

For each school listed, select the appropriate housing plan from the dropdown list.

School Name: Point Park University

Federal School Code: 003357



Housing Plans

On Campus

School Name: Point Park University

Federal School Code: 003357



Housing Plans

Off Campus

School Name: Robert Morris University

Federal School Code: 003359



Housing Plans

With Parent

Once the student adds all of his/her schools, they have to select housing.

Choices are on campus, off campus or with parent.

Click next.

# Dependency Status

Most HS students will answer no to these questions.

Click next.

## Student Age/Marital Status/Degree Confirmation

Student Demographics ✓ School Selection ✓ **Dependency Status** Parent Demographics Financial Information Sign & Submit Confirmation

**STUDENT INFORMATION**

✓ Application was successfully saved.

**i** Because the FAFSA belongs to the student, "you" and "your" always (unless otherwise noted) refer to the student.

Were you born before January 1, 1995? ?  
 Yes  No

As of today, are you married? ?  
 Yes  No

At the beginning of the 2018-2019 school year, will you be working on a master's or doctorate program (such as an MA, MBA, MD, JD, PhD, EdD, or graduate certificate, etc.)? ?  
 Yes  No

[PREVIOUS](#) [NEXT](#)

## Dependency Status Continued

Answer the questions and click next.

### Does Student Have Dependents?

Student Demographics ✓ School Selection ✓ Dependency Status ✎ Parent Demographics Financial Information Sign & Submit Confirmation

**STUDENT INFORMATION**

Do you now have or will you have children who will receive more than half of their support from you between July 1, 2018 and June 30, 2019? ?

Yes  No

Do you have dependents (other than your children or spouse) who live with you and who receive more than half of their support from you, now and through June 30, 2019? ?

Yes  No

# Dependency Status Continued

Check any that apply. Again, most HS students will not check these.

 Review these



Click next.

## Student Additional Dependency Questions

Student Demographics ✓ School Selection ✓ Dependency Status ✎ Parent Demographics Financial Information Sign & Submit Confirmation

### STUDENT INFORMATION

Answer the following questions to determine if you are required to provide information about your parents on your FAFSA. Check all that apply or check **None of the above**. ?

- Are you currently serving on active duty in the U.S. Armed Forces for purposes other than training?
- Are you a veteran of the U.S. Armed Forces?
-   At any time since you turned age 13, were both your parents deceased, were you in foster care, or were you a dependent or ward of the court?
- As determined by a court in your state of legal residence, are you or were you an emancipated minor?
-   Does someone other than your parent or stepparent have legal guardianship of you, as determined by a court in your state of legal residence?
- None of the above

[PREVIOUS](#) [NEXT](#)

## Student Homelessness Filter Question

Student  
Demographics



School Selection



Dependency Status



Parent  
Demographics

Financial  
Information

Sign & Submit

Confirmation

### STUDENT INFORMATION

On or after July 1, 2017, were you homeless or were you self-supporting and at risk of being homeless?

Yes  No



PREVIOUS

NEXT



Homeless students are generally unaccompanied youth and will have been certified by their McKinney-Vento liaison at their school.



# Dependency determination

Click you will provide parent information and then next.

The only time a dependent student says they will not provide parent information is in cases of abuse, neglect or abandonment. The student should submit the FAFSA and then file an appeal with his/her school and PHEAA.

Exit Clear All Data View FAFSA Summary Save Help

## Dependent Student

Student Demographics School Selection **Dependency Status** Parent Demographics Financial Information Sign & Submit Confirmation

**STUDENT INFORMATION**

Based on your answers to the dependency status questions, you are considered a dependent student. This means you must provide **parental** information. Select "I will provide information about my parent(s)" and click **Next** to continue filling out your FAFSA.

If you have a special circumstance and are unable to provide parental information, under very limited circumstances, you may be able to submit your FAFSA without parental information. Select "I am unable to provide information about my parent(s)" and click **Next** to get additional information.

I will provide information about my parent(s)

I am unable to provide information about my parent(s)

PREVIOUS NEXT

Household size and number in college

How many people live in the household for the upcoming year (parents provide more than 50% support)?

How many will be enrolled in college?

Parent Household Info

Student Demographics ✓ School Selection ✓ Dependency Status ✓ Parent Demographics ✎ Financial Information Sign & Submit Confirmation

**PARENT INFORMATION**

**Household Size**

Your parents  
2

Yourself, even if you do not live with your parents  
1

Your parent's other children (even if they do not live with your parents) if:  
a. Your parents will provide more than half of their support from July 1, 2018 through June 30, 2019 or  
b. These children can answer "No" to every [Dependency Status question on the FAFSA](#)  
0 ?

Other people if: ?  
a. they now live with your parents,  
b. your parents provide more than half of their support, and  
c. your parents will continue to provide more than half of their support from July 1, 2018 through June 30, 2019  
0

Your parents' number of family members in 2018-2019 (household size)  
3

**Number in College**

How many people in your parents' household (as reported above) will be college students between July 1, 2018 and June 30, 2019? Do not include your parents. ?  
1

Exit Clear All Data View FAFSA Summary Save Help

## Parent Marital Status

Student Demographics School Selection Dependency Status **Parent Demographics** Financial Information Sign & Submit Confirmation

**PARENT INFORMATION**

Application was successfully saved.

Because the FAFSA belongs to the student, "you" and "your" always (unless otherwise noted) refer to the student.

As of today, what is the marital status of your parents? ?

Married or Remarried ▼

When did your parents get married or remarried? ?

06/1972

PREVIOUS NEXT

Update parent marital status and month/year

- Married/remarried
- Divorced/separated
- Never married
- Widowed
- Unmarried and both legal parents living together

Click next.

Parent 1

SSN must match last name

Be consistent (if parent 1 is dad, keep him parent 1 throughout the application)

Click next

Exit Clear All Data View FAFSA Summary Save Help

### Personal Information for Parent

Student Demographics School Selection Dependency Status **Parent Demographics** Financial Information Sign & Submit Confirmation

**PARENT INFORMATION**

Enter information for your first **parent** (father/mother/stepparent)

Parent's Social Security Number  
000-00-0000

Parent's last name  
Lastname

Parent's first initial  
K

Parent's date of birth  
12/12/1960

PREVIOUS NEXT

## Personal Information for Other Parent

Student Demographics

School Selection

Dependency Status

Parent Demographics

Financial Information

Sign & Submit

Confirmation

### PARENT INFORMATION

Enter information for your other **parent** (father/mother/stepparent)

Parent's Social Security Number

000-00-0000

Parent's last name

Lastname

Parent's first initial

J

Parent's date of birth

01/12/1962

PREVIOUS

NEXT

Parent 2 information (if applicable)

Again, be consistent

Click next

Parent's email address  
(should match the  
email for their FSA ID)

Parent's residency  
question

Click next

Exit Clear All Data View FAFSA Summary Save Help

### Parent E-mail and State

Student Demographics School Selection Dependency Status **Parent Demographics** Financial Information Sign & Submit Confirmation

**PARENT INFORMATION**

Your parents' e-mail address ?  
email@yahoo.com

Re-enter your parents' e-mail address ?  
email@yahoo.com

Have your parents lived in Maryland for at least 5 years? ?  
 Yes  No

PREVIOUS NEXT

### Parent Tax Filing Status



#### PARENT INFORMATION

✔ Application was successfully saved.

**i Attention!** You must provide financial information from your parents' 2016 tax return on the following pages.

For 2016, have your parents completed their IRS income tax return or another tax return?  
Already completed

For 2016, what is your parents' tax filing status according to their tax return?  
Married-Filed Joint Return

PREVIOUS NEXT

## Parent tax filing

- Already completed
- Will file
- Not required to file

How did they file?

If already filed, IRS DRT will open

**Tax filers flagged due to identity theft can't use IRS DRT.**

## Get My Federal Income Tax Information

See our [Privacy Notice](#) regarding our request for your personal information.

### Enter the following information from your 2017 Federal Income Tax Return

Required fields \*

First Name *	Dependent
Last Name *	Data
Social Security Number *	***-**-****
Date of Birth *	01 / 01 / 1994
Filing Status *	Single
Address - Must match your 2015 Federal Income Tax Return.	
Street Address *	
P.O. Box (Required if entered on your tax return)	
Apt. Number (Required if entered on your tax return)	
Country *	United States
City, Town or Post Office *	
State/U.S. Territory *	Select One
ZIP Code *	



Select the button below to exit the IRS system and return to your FAFSA.

By submitting this information, you certify that you are the person identified. Use of this system to access another person's information may result in civil and criminal penalties.

[Return to FAFSA](#)

[Submit](#)



Exit

Clear All Data

View FAFSA Summary

Save

Help

## Parent IRS Info

Student  
Demographics

School Selection

Dependency Status

Parent  
Demographics

Financial  
Information

Sign & Submit

Confirmation

### PARENT INFORMATION

What type of income tax return did your parents file for 2016?

IRS 1040

What was your parents' adjusted gross income for 2016? This amount is found on IRS Form 1040-line 37.

\$

60,000

.00

INCOME ESTIMATOR

PREVIOUS

NEXT

If you cannot use the IRS DRT, complete the information manually

Fill in the type of return

AGI

Click next

Exit

Clear All Data

View FAFSA Summary

Save

Help

## Parent Income from Work

Student  
Demographics

School Selection

Dependency Status

Parent  
Demographics

Financial  
Information

Sign & Submit

Confirmation

### PARENT INFORMATION

How much did your Parent 1 (father/mother/stepparent) earn from working (wages, salaries, tips, etc.) in 2016? This amount is your Parent 1 (father's/mother's/stepparent's) portion of IRS Form 1040-lines 7+12+18 and Box 14 [Code A] of IRS Schedule K-1 (Form 1065).

\$

30,000

.00

How much did your Parent 2 (father/mother/stepparent) earn from working (wages, salaries, tips, etc.) in 2016? This amount is your Parent 2 (father's/mother's/stepparent's) portion of IRS Form 1040-lines 7+12+18 and Box 14 [Code A] of IRS Schedule K-1 (Form 1065).

\$

30,000

.00

PREVIOUS

NEXT

Indicate how much of the wages were earned by Parent 1 and Parent 2

Click next

Exit

Clear All Data

View FAFSA Summary

Save

Help

## Parent Additional IRS Info

Student  
Demographics

School Selection

Dependency Status

Parent  
Demographics

Financial  
Information

Sign & Submit

Confirmation

### PARENT INFORMATION

Enter the amount of your parents' income tax for 2016. This amount is found on IRS Form 1040-lines (56 minus 46).

\$  .00

Enter your parents' exemptions for 2016. This amount is found on IRS Form 1040-line 6d.

PREVIOUS

NEXT

Income tax is the tax liability (what you paid minus what you received in a refund)

Exemption – how many were claimed on the return

Click next

If parent income is low, they may get a simplified income page like this

### Parent Simplified Path Determination

Student Demographics ✓ School Selection ✓ Dependency Status ✓ Parent Demographics ✓ Financial Information ✎ Sign & Submit Confirmation

#### PARENT INFORMATION

As of today, is either of your parents a [dislocated worker](#)? ?  
 Yes  No  Don't know

**In 2016 or 2017, did you, your parents, or anyone in your parents' household receive benefits from any of the federal benefits programs listed below?** ?

Check all that apply or check **None of the above**. If, at the time you are completing the FAFSA, you, your parents, or anyone in your parents' household did NOT receive any of these benefits during 2016 or 2017, but do receive any of them on or before December 31, 2017, you must return to the FAFSA and update your response.

Answering these questions will not reduce eligibility for student aid or these programs.

- Medicaid
- Supplemental Security Income (SSI)
- Supplemental Nutrition Assistance Program ([SNAP](#))
- Free or Reduced Price School Lunch
- Temporary Assistance for Needy Families ([TANF](#))
- Special Supplemental Nutrition Program for Women, Infants, and Children (WIC)
- None of the above

You indicated that your parents filed an IRS 1040. Were they eligible to file an IRS 1040A or 1040EZ? ?  
 Yes  No  Don't know

← PREVIOUS    NEXT →

PARENT INFORMATION

Did your parents have any of the following items in 2016? Enter amounts for all that apply.

Combat pay or special combat pay. Only enter the amount that was taxable and included in your parents' adjusted gross income. Do not enter untaxed combat pay reported on the W-2 in Box 12, Code Q

\$  .00

Student college grant and scholarship aid reported to the IRS in your parents' income. Includes AmeriCorps benefits (awards, living allowances, and interest accrual payments), as well as grant and scholarship portions of fellowships and assistantships

\$  .00

Education credits (American Opportunity Tax Credit or Lifetime Learning Tax Credit) from IRS Form 1040-line 50

\$  .00

IRA deductions and payments to self-employed SEP, SIMPLE, Keogh, and other qualified plans from IRS Form 1040-total of lines 28+32

\$  .00

Tax exempt interest income from IRS Form 1040-line 8b

\$  .00

Untaxed portions of IRA distributions from IRS Form 1040-lines (15a minus 15b). Exclude rollovers. If negative, enter a zero here

\$  .00

Untaxed portions of pensions from IRS Form 1040-lines (16a minus 16b). Exclude rollovers. If negative, enter a zero here

\$  .00

# Additional financial information

Scholarships are included only if there was a taxable portion listed on the return

Education credits should come over in the IRS DRT exchange

Look at the tax return to see if there are IRA deductions or IRA distributions that are untaxed

Click next

Indicate any child support that was paid

If parents are students and had a work study position, those wages are listed here

Click next

Exit Clear All Data View FAFSA Summary Save Help

### Parent Additional Financial Info

Student Demographics School Selection Dependency Status Parent Demographics **Financial Information** Sign & Submit Confirmation

**PARENT INFORMATION**

**Did your parents have any of the following items in 2016? Enter amounts for all that apply.**

Child support your parents paid because of divorce or separation or as a result of a legal requirement. Do not include support for children in your parents' household ?

\$  .00

Earnings from work under a Cooperative Education Program offered by a college ?


\$  .00

Taxable earnings from need-based employment programs, such as Federal Work-study and need-based employment portions of fellowships and assistantships ?

\$  .00


PREVIOUS NEXT

## Parent Untaxed Income


Student Demographics ✓ School Selection ✓ Dependency Status ✓ Parent Demographics ✓ Financial Information  Sign & Submit Confirmation

**PARENT INFORMATION**



**Did your parents have any of the following items in 2016? Enter amounts for all that apply.**

Child support received for all children. Do not include foster care or adoption payments 


\$  .00

Housing, food, and other living allowances paid to members of the military, clergy, and others (including cash payments and cash value of benefits). Do not include the value of on-base military housing or the value of a basic military allowance for housing 


\$  .00

Payments to tax-deferred pension and retirement savings plans (paid directly or withheld from earnings), including, but not limited to, amounts reported on the W-2 Form in Boxes 12a through 12d, codes D, E, F, G, H, and S. **Don't include** amounts reported in code DD (employer contributions toward employee health benefits)   




\$  .00

Other untaxed income not reported, such as workers' compensation, disability benefits, etc. 

\$  .00


Veterans noneducation benefits such as Disability, Death Pension, or Dependency & Indemnity Compensation (DIC) and/or VA Educational Work-Study allowances 

\$  .00

 PREVIOUS NEXT 

Additional untaxed income

Child support received

Tax-deferred payments to pensions are included if they have one of the letters listed next to an amount in box 12 of the W-2 

Worker's compensation

Click next

Exit

Clear All Data

View FAFSA Summary

Save

Help

## Parent Assets

Student  
Demographics

School Selection

Dependency Status

Parent  
Demographics

Financial  
Information

Sign & Submit

Confirmation

### PARENT INFORMATION

As of today, does the total amount of your parents' current [assets](#) exceed \$33,600.00?

Yes  No

PREVIOUS

NEXT

Assets include cash, savings and checking accounts, investment accounts such as 529 plans or rental properties

A business is only an asset if there are more than 100 employees

Say yes or no and click next



If assets are greater than the number listed, parents delineate the amounts

- Cash, savings and checking
- Investments
- Investment farm (if \$0, list \$0)

Click next

### Parent Assets

Student Demographics ✓ School Selection ✓ Dependency Status ✓ Parent Demographics ✓ Financial Information ✎ Sign & Submit Confirmation

#### PARENT INFORMATION

As of today, what is your parents' total current balance of cash, savings, and checking accounts? ?

\$  .00

As of today, what is the net worth of your parents' investments, including real estate (not your parents' home)? ?

\$  .00

As of today, what is the net worth of your parents' current businesses and/or investment farms? **Don't include a family farm or family business with 100 or fewer full-time or full-time equivalent employees.** ?

\$  .00

PREVIOUS NEXT

# Student financial information

If completed taxes, they should use the IRS DRT

If not, indication not required to file

Click next

## Student Tax Filing Status

Student Demographics ✓ School Selection ✓ Dependency Status ✓ Parent Demographics ✓ Financial Information ✎ Sign & Submit Confirmation

### STUDENT INFORMATION

✓ Application was successfully saved.

**i** Because the FAFSA belongs to the student, "you" and "your" always (unless otherwise noted) refer to the student.

**i** **Attention!** You must provide financial information from your **2016 tax return** on the following pages.

For 2016, have you completed your IRS income tax return or another tax return? **?**

Already completed ▼

For 2016, what is your tax filing status according to your tax return? **?**

Single ▼

Did you file a Puerto Rican or foreign tax return for 2016? **?**

Yes  No

#### **IRS Data Retrieval Tool**

Applying is faster and easier if you transfer your tax return information into this FAFSA with the IRS Data Retrieval Tool (IRS DRT)!

[LINK TO IRS ↗](#)

[← PREVIOUS](#) [NEXT →](#)

## Student Leaving FAFSA

Student  
Demographics



School Selection



Dependency Status



Parent  
Demographics



Financial  
Information



Sign & Submit

Confirmation



### Leaving *FAFSA on the Web*

You are now leaving *FAFSA on the Web* and will be transferred to the IRS Web site. Your FAFSA information will be saved.

Your saved FAFSA will automatically open either when you transfer your information from the IRS or choose to return to *FAFSA on the Web* from the IRS Web site. If you do not transfer your information or choose not to return to *FAFSA on the Web* from the IRS Web site, you will have to log in to open your saved FAFSA.

For your protection, your tax return information will not display on the IRS Web site or on the FAFSA.

SKIP IRS DRT

PROCEED TO IRS SITE

If the student was not required to file taxes in 2017 and worked, list the wages earned from the W-2

Click next

### Student Income from Work

Student Demographics ✓ School Selection ✓ Dependency Status ✓ Parent Demographics ✓ Financial Information ✎ Sign & Submit Confirmation

**STUDENT INFORMATION**

How much did you earn from working (wages, salaries, tips, etc.) in 2016? This amount is the total of IRS Form 1040-lines 7+12+18 and Box 14 [Code A] of IRS Schedule K-1 (Form 1065). ?

\$  .00

PREVIOUS NEXT

## Student Questions for Tax Filers Only



### STUDENT INFORMATION

Did you have any of the following items in 2016? Enter amounts for all that apply.

Combat pay or special combat pay. Only enter the amount that was taxable and included in your adjusted gross income. Do not enter untaxed combat pay reported on the W-2 in Box 12, Code Q ?

\$  .00

Student college grant and scholarship aid reported to the IRS in your income. Includes AmeriCorps benefits (awards, living allowances, and interest accrual payments), as well as grant and scholarship portions of fellowships and assistantships ?

\$  .00

Education credits (*American Opportunity Tax Credit* or *Lifetime Learning Tax Credit*) from IRS Form 1040-line 50 ?

\$  .00

IRA deductions and payments to self-employed SEP, SIMPLE, Keogh, and other qualified plans from IRS Form 1040-total of lines 28+32 ?

\$  .00

Tax exempt interest income from IRS Form 1040-line 8b ?

\$  .00

Untaxed portions of IRA distributions from IRS Form 1040-lines (15a minus 15b). Exclude rollovers. If negative, enter a zero here ?

\$  .00

Untaxed portions of pensions from IRS Form 1040-lines (16a minus 16b). Exclude rollovers. If negative, enter a zero here ?

\$  .00

PREVIOUS

NEXT

Additional student information

If nothing here, click next

Additional student information

If nothing here, click next

### Student Additional Financial Info

Student Demographics ✓ School Selection ✓ Dependency Status ✓ Parent Demographics ✓ Financial Information  Sign & Submit Confirmation

**STUDENT INFORMATION**

**Did you have any of the following items in 2016? Enter amounts for all that apply.**

Child support you paid because of divorce or separation or as a result of a legal requirement. Do not include support for children in your household  ?

Earnings from work under a Cooperative Education Program offered by a college  ?

Taxable earnings from need-based employment programs, such as Federal Work-study and need-based employment portions of fellowships and assistantships  ?

## Student Untaxed Income

Student  
Demographics

School Selection

Dependency Status

Parent  
Demographics

Financial  
Information

Sign & Submit

Confirmation

### STUDENT INFORMATION

Did you have any of the following items in 2016? Enter amounts for all that apply.

Child support received for all children. Do not include foster care or adoption payments



\$  .00

Housing, food, and other living allowances paid to members of the military, clergy, and others (including cash payments and cash value of benefits). Do not include the value of on-base military housing or the value of a basic military allowance for housing



\$  .00

Money received, or paid on your behalf (e.g., bills), not reported elsewhere on this form. This includes money that you received from a parent or other person whose financial information is not reported on this form and that is not part of a legal child support agreement.



\$  .00

Payments to tax-deferred pension and retirement savings plans (paid directly or withheld from earnings), including, but not limited to, amounts reported on the W-2 Form in Boxes 12a through 12d, codes D, E, F, G, H, and S. **Don't include** amounts reported in code DD (employer contributions toward employee health benefits)



\$  .00

Other untaxed income not reported, such as workers' compensation, disability benefits, etc.



\$  .00

Veterans noneducation benefits such as Disability, Death Pension, or Dependency & Indemnity Compensation (DIC) and/or VA Educational Work-Study allowances



\$  .00

PREVIOUS

NEXT

Additional student  
information

If nothing here,  
click next

# Student assets

529 plans are not usually owned by the student

Students do usually own UGMA or UTMA accounts

Trust funds and bonds are student assets if they are in their name, regardless if they have access to them at this time

Students answer yes or no and click next (if yes, they have to delineate them)

The screenshot shows the 'Student Assets' section of a FAFSA application. At the top, there is a navigation bar with buttons for 'Exit', 'Clear All Data', 'View FAFSA Summary', 'Save', and 'Help'. Below this is a progress indicator with seven steps: 'Student Demographics', 'School Selection', 'Dependency Status', 'Parent Demographics', 'Financial Information', 'Sign & Submit', and 'Confirmation'. The first four steps are marked with green checkmarks, while 'Financial Information' is marked with a pencil icon, indicating it is the current step. A blue banner labeled 'STUDENT INFORMATION' is positioned above the question. The question asks, 'As of today, does the total amount of your current assets exceed \$0.00?'. There are two radio buttons: 'Yes' (unselected) and 'No' (selected). A help icon (?) is located to the right of the question. At the bottom right, there are two buttons: 'PREVIOUS' and 'NEXT'.



## Student Assets

Student  
Demographics



School Selection



Dependency Status



Parent  
Demographics



Financial  
Information



Sign & Submit

Confirmation

### STUDENT INFORMATION

As of today, what is your total current balance of cash, savings, and checking accounts? ?

\$  .00

As of today, what is the net worth of your investments, including real estate (not your home)? ?

\$  .00

As of today, what is the net worth of your current businesses and/or investment farms? **Don't include** a family farm or family business with 100 or fewer full-time or full-time equivalent employees. ?

\$  .00

← PREVIOUS

NEXT →

Exit Clear All Data View FAFSA Summary Save Help

### Preparer Info

Student Demographics School Selection Dependency Status Parent Demographics Financial Information Sign & Submit Confirmation

Application was successfully saved.

Are you a [preparer](#)? (This is rare.)

Yes  No

PREVIOUS NEXT

[Show Application Data](#)

A preparer is someone you pay to complete your FAFSA – answer no in most cases

Click next

# FAFSA Summary

Families can review the information listed

May print but really no need to as they will get a Student Aid Report after submitting the FAFSA with the information

Click next

## FAFSA Summary

Student Demographics ✓ School Selection ✓ Dependency Status ✓ Parent Demographics ✓ Financial Information ✓ Sign & Submit ✎ Confirmation

You're not done yet! You still need to submit your FAFSA. After you print this page, click **Next** to return to your FAFSA form.

2018-2019 FAFSA SUMMARY  
Student ID XXX-XX-3020 LA

[Collapse All](#)

### Student Demographics

#### Student Demographic Information

<a href="#">Student's Last Name (question 1)</a>	LASTNAME
<a href="#">Student's First Name (question 2), Student's Middle Initial (question 3)</a>	JOHN
Student's Social Security Number (question 8)	XXX-XX-3020
<a href="#">Student's Date of Birth (question 9)</a>	04/19/1994
<a href="#">Male or Female? (question 21)</a>	MALE
<a href="#">Student's Permanent Mailing Address (question 4)</a>	1122 STRAIGHT STREET
<a href="#">Student's Permanent City (question 5)</a>	LEESBURG
<a href="#">Student's Permanent State (question 6), Student's Permanent ZIP Code (question 7)</a>	MARYLAND, 20705
<a href="#">Has Student Lived in State for at Least 5 Years?</a>	YES
Student's State of Legal Residence (question 18)	MARYLAND
Was Student a Legal Resident Before January 1, 2013? (question 19)	YES
Student's Legal Residence Date (question 20)	
<a href="#">Student's Telephone Number (question 10)</a>	(444) 555-5555
<a href="#">Student's E-mail Address (question 13)</a>	newuser@fafsademo.com

# Signatures

Student signature should be okay if signed in with FSA ID

## Signature Status

Student Demographics ✓ School Selection ✓ Dependency Status ✓ Parent Demographics ✓ Financial Information ✓ Sign & Submit ✎ Confirmation

**i** A parent must sign the FAFSA. If you are a parent, click **Provide Parent Signature** to sign your child's FAFSA.

Note: If you are the student and your parent is not present, click **Save** and then **Exit**. Your parent should log in to [fafsa.gov](https://fafsa.gov) using the student's identifiers and the "save key" to sign and submit your FAFSA.

<b>Student Signed With FSA ID</b> ✓	<b>Parent Signature Needed</b> ✎
Social Security Number: XXX-XX-1010 Last Name: Lastnamerapp Date of Birth: 04/19/1995  Signature Status: Signed Electronically	Signature Status: Unsigned  <b>PROVIDE PARENT SIGNATURE</b> ✎

[← PREVIOUS](#)

## Agreement of Terms

Student  
Demographics



School Selection



Dependency Status



Parent  
Demographics



Financial  
Information



Sign & Submit



Confirmation

### STUDENT INFORMATION

#### READ BEFORE PROCEEDING

By signing this application electronically using your FSA ID (username and password) and/or any other credential or by signing a signature page and mailing it to us, **YOU, THE STUDENT**, certify that you:

1. will use federal and/or state student financial aid only to pay the cost of attending an institution of higher education.
2. are not in default on a federal student loan or have made satisfactory arrangements to repay it.
3. do not owe money back on a federal student grant or have made satisfactory arrangements to repay it.
4. will notify your school if you default on a federal student loan, and
5. will not receive a Federal Pell Grant from more than one school for the same period of time.

By signing this application electronically using your username and password, and/or any other credential or by

I, the student, agree to the terms outlined above.

Agree  Disagree

← PREVIOUS

NEXT →

Which parent?

Who has the FSA ID? Parent 1 or 2?


### Which Parent Signs?

Student Demographics ✓ School Selection ✓ Dependency Status ✓ Parent Demographics ✓ Financial Information ✓ Sign & Submit ✎ Confirmation

**i** Are you signing as the student's Parent 1 or Parent 2?

<b>Parent 1</b> ✎ Social Security Number: XXX-XX-6789 Last Name: lastname Date of Birth: 05/29/1950 <b>SIGN AS PARENT 1</b>	<b>Parent 2</b> ✎ Social Security Number: XXX-XX-6677 Last Name: lastname Date of Birth: 05/12/1936 <b>SIGN AS PARENT 2</b>
---	---

**PREVIOUS**



# Signature Options



## Parent Signature for

Social Security Number: **XXX-XX-6677**  
Last Name: **lastname**  
Date of Birth: **05/12/1936**

## What is your (the parent's) FSA ID?

Do not enter the FSA ID if you are not the parent.

FSA ID Username or Verified E-mail Address ?

[Forgot Username](#) | [Create an FSA ID](#)

FSA ID Password ?

[Forgot Password](#)

SIGN THIS FAFSA ✎

☰ OTHER OPTIONS TO SIGN AND SUBMIT

◀ SIGNATURE STATUS

NEXT ▶

## Agreement of Terms



### PARENT INFORMATION

#### READ BEFORE PROCEEDING

By signing this application electronically using your FSA ID (username and password) and/or any other credential or by signing a signature page and mailing it to us, YOU, THE PARENT, certify that all of the information you provided is true and complete to the best of your knowledge and you agree, if asked:

1. to provide information that will verify the accuracy of your completed form
2. to provide U.S. or state income tax forms that you filed or are required to file.

You also certify that you understand that the Secretary of Education has the authority to verify information reported on your application with the Internal Revenue Service and other federal agencies.

If you sign this application or any document related to the federal student aid programs electronically using a

I, the parent, agree to the terms outlined above.

Agree  Disagree

← PREVIOUS

NEXT →



## Signature Status

Student Demographics

School Selection

Dependency Status

Parent Demographics

Financial Information

Sign & Submit

Confirmation



You have provided all necessary signatures. Click **Submit My FAFSA Now** to submit your FAFSA.

### Student Signed With FSA ID



Social Security Number: XXX-XX-3020

Last Name: Lastname

Date of Birth: 04/19/1994

Signature Status: Signed Electronically

PREVIOUS

SUBMIT MY FAFSA NOW

Will get a message that all signatures were provided

Click on Submit My FAFSA Now

Confirmation page

Printing recommended

Link to PHEAA to  
complete State Grant  
Form for first-time filers

Sibling FAFSA link to  
transfer parent  
information



## Congratulations, John!

Your FAFSA was successfully submitted to Federal Student Aid.


Confirmation Number: F 12004251707 07/27/2018 14:49:4

Data Release Number (DRN): 9999

### What Happens Next

- You will receive an e-mail version of this page.
- In 3-5 business days, you will receive an e-mail notifying you that your FAFSA was processed.
- Your FAFSA information will be made available to your school(s), and they will use it to determine the aid you may be eligible to receive.
- Your school(s) will contact you if they need more information or when they are ready to discuss your financial aid award.
- If you have questions about your financial aid package, contact your school(s).

An abbreviated version of your confirmation page has been sent to you at the e-mail address:  
**newuser@fafsademo.com**

PRINT THIS PAGE 

[> Expand All](#)

> Estimated Expected Family Contribution (EFC) = 999999

> IRS Information

∨ School(s) on your FAFSA:

# My FAFSA 2019-2020

After 3 days, the application will process and students can look at their status, print or view their Student Aid Report, make corrections or create a shareable file

Welcome, [Redacted]

2018-2019

2017-2018

## Current Application Status: **Processed Successfully**

Congratulations, your FAFSA was successfully processed.

### What Happens Next

- Your FAFSA information was made available to the school(s) you listed on your FAFSA.
- Your school(s) will use your FAFSA information to determine the aid you may be eligible to receive.
- Your school(s) will contact you if they need more information or to discuss your financial aid award.
- If you have questions about your financial aid package contact your school(s).

You can also:

- [View or Print your Student Aid Report \(SAR\)](#)
- [Make FAFSA Corrections](#) to make a change, add a school, or transfer IRS data into your FAFSA
- [Create a shareable file with some of your student information using MyStudentData Download.](#)

### Transaction History

#### Original Application

- Submitted: 05/01/2018
- Processed: 05/02/2018

FSA ID

Last Time, Date FSA ID Used: 9:30, 07/05/2018

#### FSA ID Status:

[User Account Management](#)

You can use your FSA ID to sign your FAFSA electronically or make corrections to your FAFSA.

The background features a light blue and white color scheme. It includes several large, semi-transparent gear shapes of varying sizes. There are also abstract geometric shapes, such as triangles and rectangles, in shades of light blue. Dotted lines form curved paths and loops across the scene, suggesting movement or a process flow. The overall aesthetic is clean, modern, and technical.

# **PA STATE GRANT FORM**

# PA State Grant Form (SGF)

In addition to the FAFSA, first-time applicants must also complete the SGF.

- How to access SGF:
  - » The link from FAFSA confirmation page
  - » Through Account Access at [PHEAA.org](https://www.pheaa.org) (24-48 hours after completing the FAFSA)




The screenshot displays the PHEAA website interface. At the top, there is a navigation bar with links for 'Contact Us', 'About Us', 'Careers', 'Site Map', and 'Sign In or Create Account'. Below this is a search bar and a dropdown menu for 'I want to...'. The main content area is titled 'Pennsylvania State Grant Program' and features a 'State Grant Update' section with a yellow background, stating that the Pennsylvania General Assembly has appropriated funds to PHEAA. A blue button labeled 'Apply/Renew Now' is visible. To the right, there are sections for 'Sign In/Create Account to:', 'Contact Us' (with phone number 1-800-692-7392), 'State Grant FAQ', and 'Documents & Forms'. A sidebar on the left lists various educational aid options like 'Work-Study Employment', 'PA-TIP', and 'Loan Forgiveness'.

# Confirmation Page


At the bottom of the confirmation page, you will find the link to the State Grant Form and the EFC.

**Start your state application to apply for New York state-based financial aid.**




**Does your brother or sister need to complete a FAFSA?**

If so, you can transfer your parents' information into a new FAFSA for your brother or sister to save time. Your parents will have to provide a signature again, but that's all.



[> Expand All](#)


- > **Estimated Expected Family Contribution (EFC) = 000000**
- > **Foster Care Information**
- > **School(s) on your FAFSA:**




If you have questions, visit [fafsa.gov](https://fafsa.gov) and click "Get FAFSA Help" on the FAFSA home page.

**TAKE A SURVEY**

102K

 **Share**

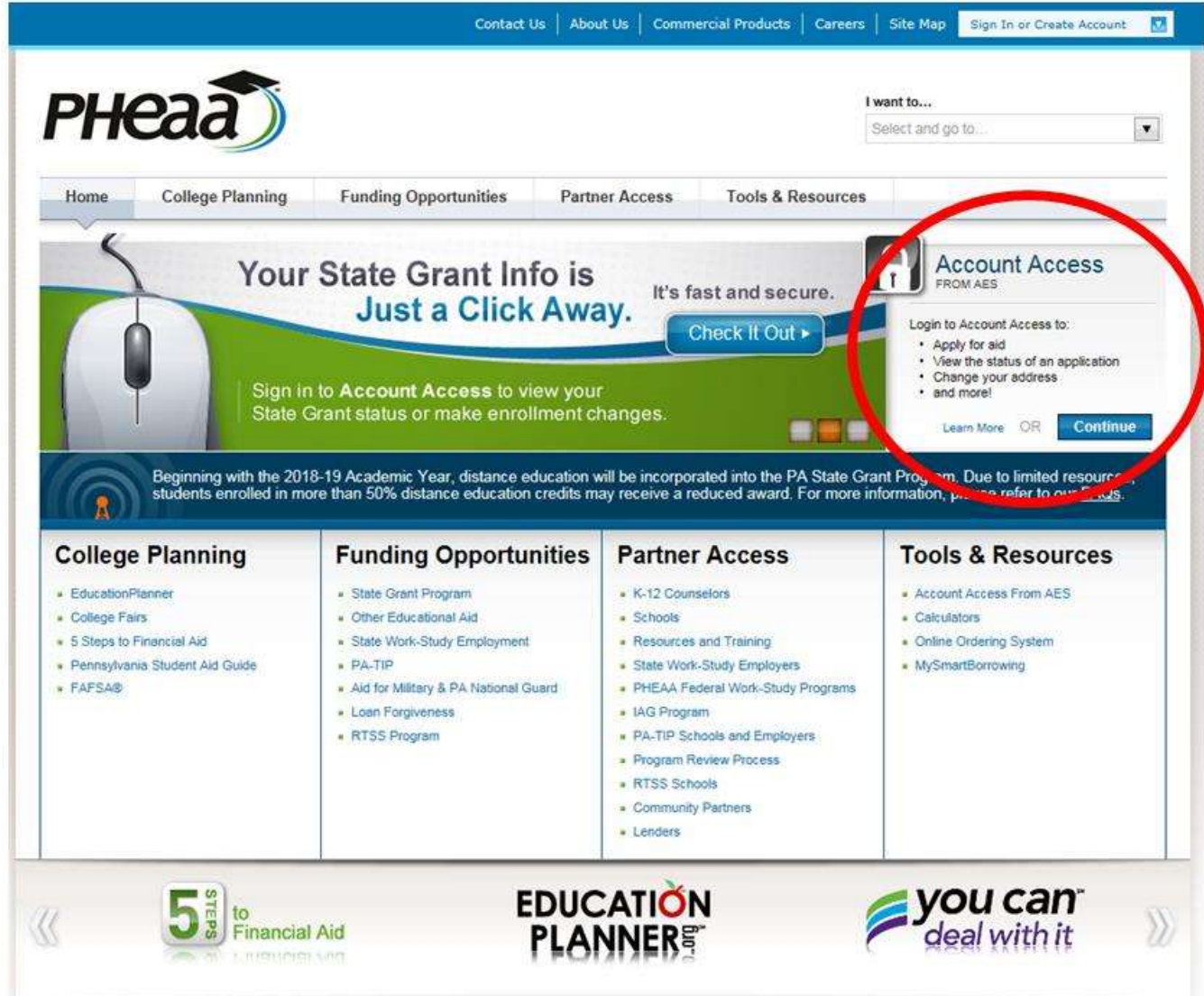
 **Tweet**

# What happens next?

Students can check PA State Grant status on their Account Access at PHEAA.org

Estimated awards are listed on award letters from the schools

Actual awards are usually posted in May



The screenshot displays the PHEAA website interface. At the top, there is a navigation bar with links for Contact Us, About Us, Commercial Products, Careers, Site Map, and Sign In or Create Account. The PHEAA logo is prominently featured on the left. A search bar is located in the top right corner. Below the navigation bar, a main banner area contains the text "Your State Grant Info is Just a Click Away. It's fast and secure." and a "Check It Out" button. A red circle highlights the "Account Access FROM AES" section, which includes a list of actions: "Apply for aid", "View the status of an application", "Change your address", and "and more!". Below this list is a "Continue" button. The main content area is divided into four columns: College Planning, Funding Opportunities, Partner Access, and Tools & Resources, each with a list of related links. At the bottom, there are logos for "5 STEPS to Financial Aid", "EDUCATION PLANNER", and "you can deal with it".

# Things to Remember

- Get FSA IDs PRIOR to completing the FAFSA ([FSAID.ed.gov](https://fsaid.ed.gov))
- File the 2019-2020 FAFSA at [FAFSA.gov](https://fafsa.gov)
  - Should use the IRS DRT if already filed taxes for 2017
- Complete your [FAFSA and State Grant Form](#) at the same time
- Meet school's priority filing [DEADLINES](#)
  - State Grant Deadline is May 1, 2019
  - School Deadlines may be earlier!
- Research costs: [mysmartborrowing.org](https://mysmartborrowing.org)





**Presenter**  
**Kimberly McCurdy, Ph.D.**  
**[kmccurdy@pheaa.org](mailto:kmccurdy@pheaa.org)**

